





District Health Assessment for Multiple District 354 through March 2025

		Clubs							Membership							Member Strength		Cancellation		Reports			Finance		Leadership		
District Name	Status/ Number of Months in Status *	Active Clubs	Clubs in Status Quo	Total Clubs	% Status Quo Clubs in Financial Suspension	New Clubs	Cancelled Clubs	YTD Net Club Gain/Loss	Current Members In Active Clubs	Current Members In Status Quo Clubs	Current Total Members Count	YTD Add	YTD Drop	YTD NetGrowth (includes Active and Status Quo)	YTD NetGrowth% (includes Active and Status Quo)	Member Count 12 Months Ago	Average Member Count Per Club	% of Clubs with less than 20 members	Average Cancelled Club Age	Members Lost Due to Cancelled Clubs	% of Clubs Reporting Service	% No MMR in 3 Months	% No Officer Report in 12 months	% of Clubs with balance 90+ days	Number of Zone Chairs Recorded	Number of Region Chairs Recorded	District Officers Vacancies **
354 A		77	0	77	0%	4	2	2	2076	0	2076	351	186	165	8.63%	2,056	27	32%	24	18	75%	55%	4%	5%	20	11	GLT,GMT,GST
354 B		154	0	154	0%	1	1	0	5523	0	5523	545	631	-86	-1.53%	5,754	36	14%	14	20	0%	54%	5%	14%	28	13	
354 C		83	0	83	0%	2	0	2	1705	0	1705	425	210	215	14.43%	1,718	21	49%	0	0	0%	59%	87%	42%	0	0	1st VDG,2nd VDG,GLT,GMT ,GST
354 D		211	0	211	0%	6	0	6	7022	0	7022	1096	483	613	9.56%	6,455	33	21%	0	0	0%	51%	9%	13%	0	0	GLT,GMT,GST
354 E		100	1	101	100%	0	3	-3	3247	28	3275	375	442	-67	-2.00%	3,410	32	15%	31	57	0%	31%	4%	21%	0	0	GLT,GMT,GST
354 F		74	0	74	0%	3	1	2	1947	0	1947	478	337	141	7.81%	1,996	26	27%	35	13	0%	38%	59%	51%	0	0	GLT,GMT,GST
354 G		54	0	54	0%	1	0	1	2640	0	2640	283	147	136	5.43%	2,601	49	4%	0	0	0%	30%	0%	0%	15	5	GLT,GMT,GST
354 H		56	0	56	0%	4	2	2	1759	0	1759	334	212	122	7.45%	1,696	31	9%	4	41	91%	36%	0%	27%	22	0	GLT,GMT,GST
		809	1	810	100%	21	9	12	25919	28	25947	3887	2648	1239	5.01%	25,686	32	21%	22	149	13%	46%	19%	20%	85	29	




District Health Assessment for Multiple District 355 through March 2025

		Clubs							Membership							Member Strength		Cancellation		Reports			Finance	Leadership			
District Name	Status/ Number of Months in Status *	Active Clubs	Clubs in Status Quo	Total Clubs	% Status Quo Clubs in Financial Suspension	New Clubs	Cancelled Clubs	YTD Net Club Gain/Loss	Current Members In Active Clubs	Current Members In Status Quo Clubs	Current Total Members Count	YTD Add	YTD Drop	YTD NetGrowth (includes Active and Status Quo)	YTD NetGrowth% (includes Active and Status Quo)	Member Count 12 Months Ago	Average Member Count Per Club	% of Clubs with less than 20 members	Average Cancelled Club Age	Members Lost Due to Cancelled Clubs	% of Clubs Reporting Service	% No MMR in 3 Months	% No Officer Report in 12 months	% of Clubs with balance 90+ days	Number of Zone Chairs Recorded	Number of Region Chairs Recorded	District Officers Vacancies **
355 A		162	0	162	0%	4	3	1	6456	0	6456	755	807	-52	-0.80%	6,943	40	14%	16	30	0%	34%	2%	0%	92	15	GLT,GMT,GST
355 B1		86	0	86	0%	2	1	1	3535	0	3535	474	246	228	6.89%	3,528	41	9%	11	5	65%	57%	0%	3%	43	2	2nd VDG,GLT,GMT ,GST
355 B2		57	0	57	0%	0	0	0	1920	0	1920	147	80	67	3.62%	2,033	34	12%	0	0	0%	68%	0%	0%	16	4	1st VDG,2nd VDG,GLT,GMT ,GST
355 B3		69	0	69	0%	0	1	-1	2993	0	2993	288	153	135	4.72%	3,009	43	9%	45	0	78%	41%	3%	0%	14	7	
355 C		104	0	104	0%	1	1	0	4736	0	4736	570	468	102	2.20%	4,815	46	4%	7	13	95%	24%	0%	79%	19	9	GLT,GMT,GST
355 D		86	0	86	0%	2	3	-1	2711	0	2711	559	277	282	11.61%	2,779	32	23%	19	0	0%	19%	1%	15%	0	0	GLT,GMT,GST
355 E		56	0	56	0%	2	1	1	2004	0	2004	249	168	81	4.21%	1,921	36	14%	0	25	0%	55%	98%	41%	0	0	GLT,GMT,GST
		620	0	620	0%	11	10	1	24355	0	24355	3042	2199	843	3.59%	25,028	39	12%	17	73	34%	39%	10%	20%	184	37	



District Health Assessment for Multiple District 356 through March 2025

		Clubs							Membership							Member Strength		Cancellation		Reports			Finance	Leadership			
District Name	Status/ Number of Months in Status *	Active Clubs	Clubs in Status Quo	Total Clubs	% Status Quo Clubs in Financial Suspension	New Clubs	Cancelled Clubs	YTD Net Club Gain/Loss	Current Members In Active Clubs	Current Members In Status Quo Clubs	Current Total Members Count	YTD Add	YTD Drop	YTD NetGrowth (includes Active and Status Quo)	YTD NetGrowth% (includes Active and Status Quo)	Member Count 12 Months Ago	Average Member Count Per Club	% of Clubs with less than 20 members	Average Cancelled Club Age	Members Lost Due to Cancelled Clubs	% of Clubs Reporting Service	% No MMR in 3 Months	% No Officer Report in 12 months	% of Clubs with balance 90+ days	Number of Zone Chairs Recorded	Number of Region Chairs Recorded	District Officers Vacancies **
356 A		115	0	115	0%	0	0	0	4366	0	4366	605	440	165	3.93%	4,613	38	7%	0	0	0%	39%	5%	17%	31	12	GLT,GMT
356 B		73	0	73	0%	0	3	-3	1599	0	1599	198	211	-13	-0.81%	1,785	22	49%	14	42	1%	59%	4%	5%	25	11	2nd VDG
356 C		105	0	105	0%	3	3	0	4276	0	4276	602	264	338	8.58%	4,269	41	12%	43	9	0%	69%	4%	29%	0	0	GMT
356 D		104	0	104	0%	2	4	-2	3423	0	3423	316	423	-107	-3.03%	3,657	33	17%	38	41	30%	52%	0%	12%	25	9	
356 E		103	0	103	0%	1	2	-1	4646	0	4646	435	458	-23	-0.49%	4,823	45	8%	7	30	1%	31%	2%	8%	27	10	GLT,GMT,GST
356 F		88	0	88	0%	2	3	-1	2942	0	2942	385	355	30	1.03%	3,066	33	23%	40	54	0%	44%	1%	10%	19	10	GLT,GMT,GST
		588	0	588	0%	8	15	-7	21252	0	21252	2541	2151	390	1.87%	22,213	36	18%	31	176	6%	48%	3%	14%	127	52	

\* - District Status: P - Provisional, T - Transitional.  
\*\* - District Officers Vacancies: DG - District Governor, 1st VDG - First Vice District Governor, 2nd VDG - Second Vice District Governor.